

OceanLink 7" TFT Display

Description

The OceanLink capacitive multi-touch TFT display is available in 7" display size. The full 24 bit / 16 mio. Colour optically bonded display features transmissive layer technology for unprecedented and unsurpassed readability even in direct sunlight. For simple installation in any yacht, up to 5 displays can be installed per NMEA2000. OceanLink 7" TFT display has an embedded gateway for dual analogue engine input and for dual SAEJ1939 engines. All the information received via NMEA2000® and/or via SAE J1939 are redirect, using standard PGN, to the NMEA2000 network, so that any 3rd party devices, can show them as well. OceanLink 7" TFT can show data with 2 different layout (digital and "graphic") in Blue and Amber colour. The embedded light sensor, can adjust the brightness automatically so that the user could have the best visibility all day long (night mode is only a customer selection).

All its analogue inputs are selectable from a clear list of possible sensor. OceanLink 7" TFT using its smart software routine is able to load a predefined curve calibration, just selecting either the sensor type or the sensor range so that the customer is not obliged to calibrate them. Custom calibration (when needed) is available for fluid level sensor and is also possible to define damping and offset for navigation sensor (e.g. NavSensor, Wind Sensor, etc). The display also has an alarm input. This input is possible to customize using the VDO Marine configuration tool, in this way it will be possible to have shown at the screen any kind of different alarm, even not define from the factory default values.



A2C1865330001

Features

- Full 24 bit / 16 mio. colours
- Optically bonded display
- Multi touchscreen
- Transmissive layer technology for unprecedented and unsurpassed readability even in direct sunlight
- NMEA2000 & CE
- Direct video inputs
- Compatible with unique VDO NavControl
- Flush mount possibility
- 6 Ohmic input (Rudder, trim, Liquid Level, Pressure & temperature).
- 2 frequency input
- 3 0-5 Volts input
- 1 0-5 Volts input alarm
- 1 buzzer output (low active)
- 2 SAE J1939 input port
- Protection to IP X7 exposed (with cable plugged)

Technical Data	
Housing	Material: Aluminum Case Display: Touch Screen Bezel: PC-FR
Dimensions	WxH: 250mm x 125mm Installation Depth: 40mm
Display	Viewing Area: 190mm x 100mm
Start-Up Time	Cold start: 5sec Warm start: 3sec
Colors	Full 24 bit / 16 mio. colors
In-/Outputs	2x M12 VDO Bus Connector; 2x M12 Video Connectors
Supply Voltage	12 -24 VDC
Rated Voltage	9 -32 VDC
Current Consumption	<1 Ampere
Operating Temperature	-25°C / +70°C
Storage Temperature	-40°C / +85°C
Nominal Position	NL 0° to NL 90°; According to DIN 16257
Mounting/Fixing	Front mount
Protection Class	IEC 60945 exposed equipment (IPX7 extended)
Flammability	UL-94V0
EMC	IEC 60945:2002 / ISO7637-2
Reverse Polarity Protection	Yes, 1 minute
Short Circuit Protection	Yes, 1 minute
Approval	CE; RoHS and IEC 60945

Connectors

Technische Änderungen vorbehalten

Technical details subject to change

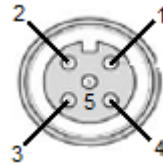
2 - 5

The reproduction, distribution and utilization of this document as well as the communication of its contents to others without express authorization is prohibited. Offenders will be held liable for the payment of damages. All right reserved in the event of the grant of a patent, utility model or design.



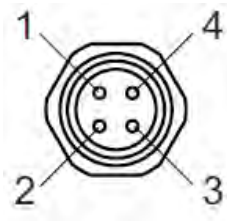
1x m12 5 PIN Male

Pins	Function
1	Shield
2	CAN V+
3	CAN V-
4	CAN H
5	CAN L



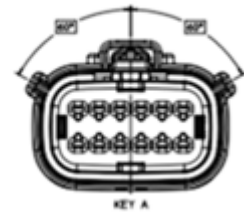
2x Video Input

Pins	Function
1	Video Input 2
2	Video Input 1
3	GND
4	GND

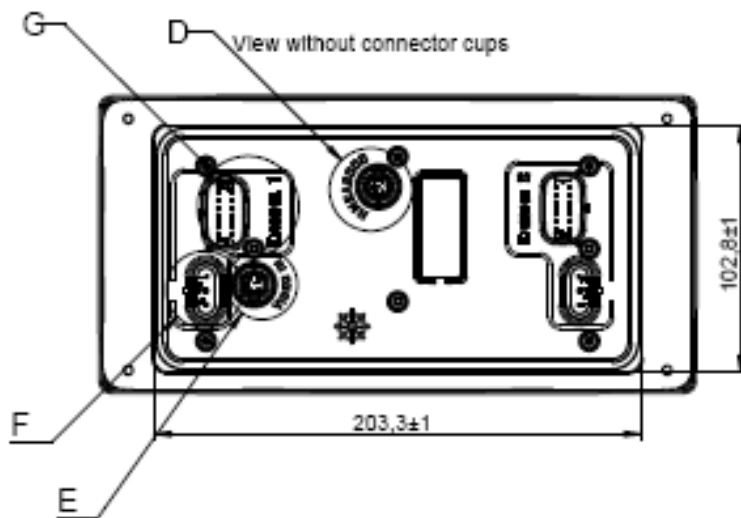
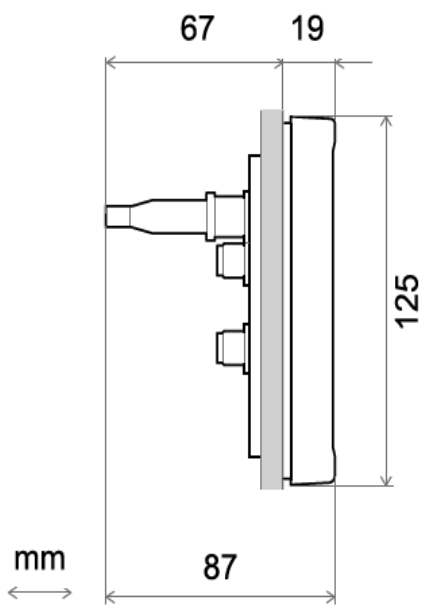
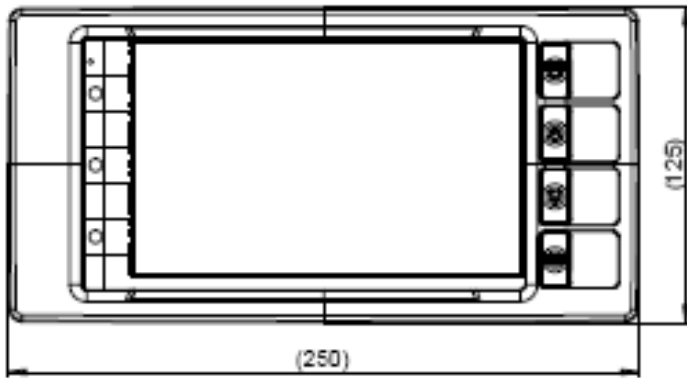


Pins	Function Eng1 Plug
1	Power +
2	Ground
3	Alarm Output (Low Active)
4	Freq. 0-4Khz
5	CAN Low (SAE J1939)
6	CAN High (SAE J1939)
7	Ignition
8	0-500 Ohm
9	0-500 Ohm
10	0-5Volt
11	4-20mAmp
12	4-20mAmp

Pins	Function Eng1 Plug
1	0-5Volt Alarm Input
2	Ground
3	Alarm Output (Low Active)
4	Freq. 0-4Khz
5	CAN Low (SAE J1939)
6	CAN High (SAE J1939)
7	0-5Volt
8	0-500 Ohm
9	0-500 Ohm
10	0-5Volt
11	0-500 Ohm
12	0-500 Ohm



Mechanical Design



Accessories

Part Number	Item specifics
A2C59501968	Dark Grey bezel TFT 7"
A2C3995200001	White Bezel printed
A2C59501948	8 pin male cable, straight VDO Bus input 5.0 m
A2C59501949	8 pin male cable, straight VDO Bus input 10.0 m
A2C59501950	4 pin female cable, straight Video input 0.5m
A2C59501951	4 pin female cable, straight Video input 2.0m
A2C59501952	4 pin female cable, straight Video input 5.0m
A2C59501953	4 pin female cable, straight Video input 10.0m
A2C59501958	8 pin female cable, straight VDO Bus input 0.5m
A2C59501960	8 pin female cable, straight VDO Bus input 2.0m
A2C59501961	8 pin female cable, straight VDO Bus input 5.0m
A2C59501962	8 pin female cable, straight VDO Bus input 10.0m
A2C59501959	8 pin female cable, 90° angle VDO Bus input 0.5 m
A2C99791100	Video harness
A2C59501973	Silicone cover for 7" TFT